




Cootie



Catcher



Comprehension



Cootie Catcher Comprehension

The students love them already, why not use them for a fun lesson. I'm sure your students already know how to fold the cootie catchers, but if you need a quick review, you can check out this youtube video at:

<http://www.youtube.com/watch?v=h-1Ab1U9Wrw>





For this activity, I've included cootie catchers for the reading comprehension strategies. The whole class could use one specific cootie catcher if you are studying a particular reading strategy, or you could assign different groups different strategies if doing a full review after reading a particular text. I've made the questions general so that they can be used for ANY text.

To complete the activity, have students cut out the square and fold the cootie catchers. Students must work with a partner. The first partner chooses a color, then the partner holding the cootie catcher spells out the color, moving the flaps in and out, and side to side in time with the letters. The first partner then chooses a number from the inside numbers shown. The partner with the cootie catcher then counts up to this number, in the same manner as before. The second partner then chooses another number from the numbers shown. The partner with the cootie catcher lifts the flap under the number and reads the question or prompt for the first partner to answer.





I'm also including a blank template. I think using cootie catchers could be a great way to review before a social studies or science test. Students could come up with questions to write inside the spaces, and get together with a partner to study. The template could also be used to study quick math facts.








Asking Questions

 green	4 four	5 five	 red
3 three	List 4 questions you would ask the main character in your story.	What questions was the author trying to answer in the story?	6 six
2 two	List 3 thick questions about what you read today.	List 2 questions you would ask the author if he or she was here.	7 seven
 blue	1 one	8 eight	 purple





Determining Importance

 green	4 four	5 five	 red
3 three	Describe the most important character. Why is he or she the most important?	List 3 major events in order from which happened first to which happened last.	6 six
2 two	What do you think is the most important event in the text?	What is the main idea from your reading today?	7 seven
 blue	What is the most important part in the book? Why?	What is the most important feeling in the book? Why?	 purple
1 one	List some unimportant details from your text.	What is the main problem in your story? How was it solved?	8 eight





Inferring

 green	4 four What were two words you had to infer the meaning of? What were your clues?	5 five Did the story end the way you thought it would? Why or why not?	 red
3 three What are two emotions the main character felt? What made him or her feel that way?	What were two words you had to infer the meaning of? What were your clues?	Did the story end the way you thought it would? Why or why not?	6 six Do you think the main character is good or bad? Why?
2 two  blue	1 one Do you think the author is asking you to cheer on one of the characters? Why?	8 eight Was the problem in the story solved how you thought it would be? Explain.	7 seven  purple
2 two  blue	1 one Do you think the author is asking you to cheer on one of the characters? Why?	8 eight Was the problem in the story solved how you thought it would be? Explain.	7 seven How do you think the main character felt at the end of the story?





Making Connections

 green	4 four	5 five	 red
3 three	Make a text to text connection for your story.	Make a text to world connection for your story.	6 six Compare yourself to the main character. how are you the same or different?
2 two	Have you ever had a problem similar to the one in the story? Explain	How is the main character similar to a character in another story you've read?	7 seven
 blue	1 one How is the setting in the story similar to your world?	When have you felt the same as the main character? Explain.	 purple
		8 eight	





Summarizing

 green	4 four	5 five	 red
3 three	<p>Give a summary of the story using the 5 w words (who, what, when, where, why?)</p>	<p>Give a summary of the story using 20 words or less.</p>	6 six
<p>Give a summary of the story in 4 sentences.</p>		<p>Give a review of the story you have read.</p>	
<p>Make up an advertising slogan for your story.</p>	2 two	<p>Give a short biography for the main character.</p>	7 seven
 blue	<p>Give a summary of the problem and the solution in your story.</p>	<p>Give a "somebody" but so "summary" for today's story.</p>	 purple
1 one		8 eight	

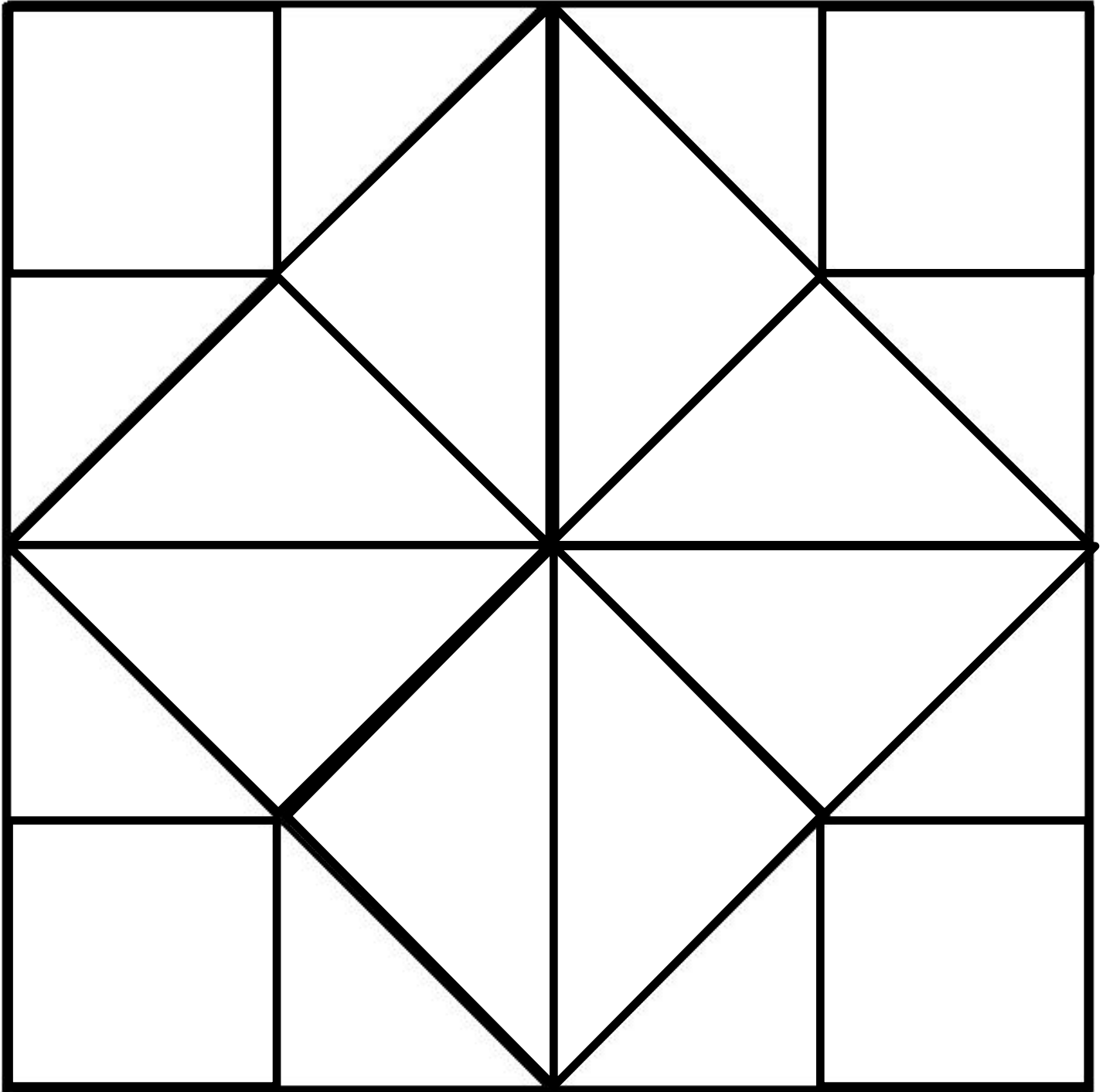
Synthesizing


 green	4 four	5 five	 red
3 three	<p>Describe a conflict in the story. whose side are you on? Why?</p>	<p>Which character had the best intentions in the story?</p>	6 six
2 two	<p>Did anything surprise you from your reading today? Explain.</p>	<p>What was believable or unbelievable about the story?</p>	7 seven
 blue	1 one	8 eight	 purple

Visualizing


	4 four	5 five	
3 three	Describe what you think the setting looks like in the story.	Describe what you think the main character looks like in the story.	6 six
2 two	Can you think of a place in real life that is like a place in your story?	What was the most important mental picture you made? Why?	7 seven
	1 one	8 eight	

Blank Template





Runde's Room



<http://www.teacherspayteachers.com/Store/Rundes-Room/Products>

Thank-you for taking the time to visit my store and download one of my products. All of my products have been used in my classroom with great success. I sincerely hope you find this product a useful tool for your classroom.

I have a large collection of products for your SMARTboard, including language lessons, math lessons, math games, music lessons and mini-units, and many more.


I also have a large collection of language and math resources suitable for grades between 4 and 10.

If you are looking for novel unit ideas, I have an extensive unit plan for Chris Van Allsburg (an inferring unit focussing on six of his books), as well as a novel unit for Joey Pigza Swallowed the Key. I also have bundles of materials to use while studying the reading comprehension strategies, a HUGE 183-page Reading Comprehension Strategy Resource Binder, and a comprehensive 156-page Literary Elements Resource Binder.

Check back often as more products are being added all the time!

Visit my blog at:

<http://rundesroom.blogspot.com/>



Runde's Room



<http://www.teacherspayteachers.com/Store/Rundes-Room/Products>